

## 6000PLUS/OP/I - Interactive Optical Smoke Sensor with Isolator

- Protec Algo-Tec™ 6000PLUS Protocol
- Ideal for Detecting Smouldering Fires
- Devices Display Address Number
- Easy To Address
- FAST™ Addressing
- Reduced False Alarms
- Approved to EN54 & AS 7240 Part 7 & 17




The Protec Algo-Tec™ 6000PLUS sensor range have been developed to incorporate advanced fire sensing technology, electronic sounders, high intensity LED warning beacons and speech enhanced talking sounder capability, all integrated within the sensor head and powered from the loop.

**6000PLUS/OP/I** Interactive addressable high performance optical smoke sensor provides efficient reliable detection using the light scatter sensing principle with rapid response to a fire signal.

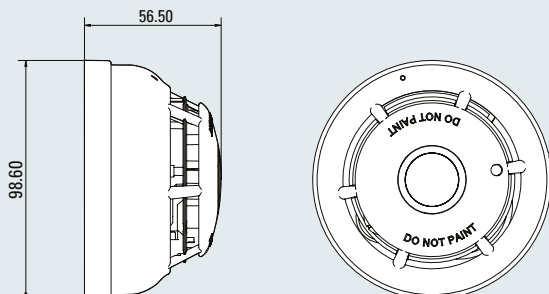
The intelligent sensor data is evaluated by the Protec Algo-Tec™ 6000PLUS interactive programmable algorithms, designed to give maximum sensitivity to smoke detection, with high resistance to false alarms due to high air velocity, insects, dust and R.F. interference.

Providing early warning of a fire condition particularly for slow burning fires, the 6000PLUS/OP/I is an ideal general purpose smoke sensor for offices, shops, corridors, factories, warehouses and computer rooms.

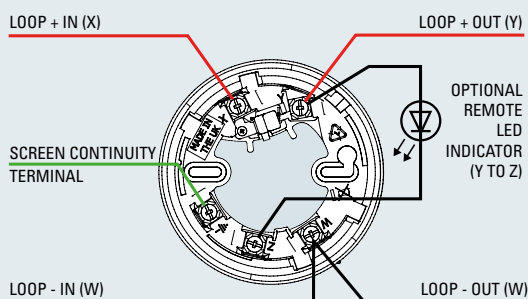
# Technical Specification



## Dimensions (mm)



## Typical Wiring using 6000PLUS/BASE



## Technical Specification:

Environment	-10°C to 50°C (95% R.H. non condensing)
Ingress Protection	IP41
Weight (excluding base)	90g
Loop Powered	Yes
Loop Standby Load	0.4mA
Loop Alarm Load	0.4mA
Loop Voltage	18 - 28V
Isolator	Yes
Device Protocol	Algo-Tec™ 6000PLUS
Relevant Standard	EN54 & AS 7240 Part 7 & 17

## FAST™ Addressing

FAST™ (Firmware Addressed Secure Technology). Each Algo-Tec™ 6000 device is manufactured with a unique serial number factory programmed (firmware embedded) and device label. The label includes the serial number on two bar-coded segments, two of which are removable by the installer (one is a spare). The label is attached to an address location booklet, which is handed to the engineer prior to commissioning. During commissioning the engineer scans the address location booklet to download the loop, address and serial number details. The downloaded data is then checked and stored within the secure non-volatile memory of the control panel and the addressing is complete. FAST™ and easy eliminating troublesome and time consuming setting of address cards and DIL switches. FAST™ addressing is more secure than 'SOFT ADDRESSING' and easier to extend or amend, allowing greater flexibility and reduced costs.

## RVAV™

RVAV™ (Remote Visual Address Verification). Once the system has been FAST™ addressed the correct location of each Algo-Tec™ device can be easily identified, using the device's in-built LED to indicate the device address number. The LED has a simple coded pulse, making it quick and easy to count. Because the control panel sends the RVAV™ signal to each device, the RVAV™ walk test is confirming that the devices are correctly addressed and correctly communicating. As-fitted Drawings and device labels can also be checked during RVAV™ walk test, without the disruption of activating devices commonly associated with other types of system.

## BASE Options:

### 6000PLUS/BASE

- Low profile common mounting base

### 6000PLUS/FFBASE

- Fast fixing semi recessed base

Note - base options above are included in the product approval.